

Starting English

Vicky Carson

Language Usage
& Grammar

Comprehension


Vocabulary

Word and
Sentence Order

Composition

BOOK

1



CONTENTS

SECTION 1

LANGUAGE USAGE & GRAMMAR

1	Car, Cat (Nouns)	2
2	Can Count, Cannot Count (Countable & Uncountable Nouns)	4
3	Cat, Cats (Singular & Plural Nouns)	6
4	This, That (Demonstrative Pronouns)	8
5	These, Those (Demonstrative Pronouns)	10
6	Has, Have (The Verb 'To Have')	12
7	A, An (Articles)	14
8	I, You (Personal Pronouns: Subject)	16
9	He, She, It (Personal Pronouns: Subject)	18
10	We, They (Personal Pronouns: Subject)	20
11	Am, Is, Are (The Verb 'To Be')	22
12	My, Your (Possessive Adjectives)	24
13	His, Her, Its (Possessive Adjectives)	26
14	Our, Their (Possessive Adjectives)	28
15	Can, Cannot (Modals)	30
16	Big, Small (Adjectives)	32
17	What, Who, How many (Question-words)	34
18	On, In (Prepositions Of Place & Position)	36
19	Is, Is Not (Positive & Negative Sentences)	38
20	Yes, it is./No, it isn't. (Short Answers)	40

SECTION 2

COMPREHENSION

1	How To Plant	42
2	At The Pet Shop	44
3	A Toy Humpty Dumpty	46
4	My Mother's Secret Eye	48
5	A Postcard	50

SECTION 3

VOCABULARY

1	Family	52
2	Things In The Classroom	53
3	Food	54
4	Parts Of The Body	55
5	Places In The School	56
6	Animals At The Zoo	57

SECTION 4

WORD AND SENTENCE ORDER

Exercise 1	58
Exercise 2	59
Exercise 3	60
Exercise 4	61
Exercise 5	62
Exercise 6	63

SECTION 5

COMPOSITION

Exercise 1	Shopping For A Party	64
Exercise 2	Fred, The Fat Hippo	65
Exercise 3	How To Make An Apple Crumble	66
Exercise 4	A Greedy Chicken	68
Exercise 5	A Postcard	70
Exercise 6	My Best Friend	71

ANSWERS

INTRODUCTION

STARTING ENGLISH, Book 1 & Book 2, have been specially written for pupils who need to build a **basic foundation** from the beginning of learning English up to the first two years of primary school.

The books contain **five important aspects**:

- 1) Language Usage & Grammar
- 2) Comprehension
- 3) Vocabulary
- 4) Word & Sentence Order
- 5) Composition

Throughout the books there are **lively illustrations** showing that a basic knowledge of Grammar can be interesting and even entertaining. There are also other illustrations to facilitate learning.

LANGUAGE ACTIVITIES & EXERCISES

Most important of all, there are **language activities and exercises**.

Pupils working through these activities and exercises will build a strong foundation in the **early years** when they are most receptive to the learning of a language.

SECTION 1

LANGUAGE USAGE & GRAMMAR

1 CAR, CAT (Nouns)



Lily is teaching her baby sister the names of things, places, persons and animals.

church

sun

hill


car

tree

cat

fish

painter



EXERCISE



Draw lines to join the words to the correct pictures.

1.




2.



3.



4.



5.



6.



car

cat

hill

church


tree

painter

2

CAN COUNT, CANNOT COUNT (Countable & Uncountable Nouns)

I can count.



I cannot count.



CAN COUNT

CANNOT COUNT



sweets




sugar



boys



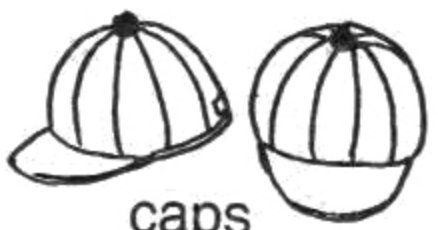
flour



eggs



water



caps



oil



rice



cakes



EXERCISE



Colour all the things you can count in RED and all the things you cannot count in BLUE.

1. rice



2. cap



3. eggs



4. shoes



5. sugar



6. flour



7. cake



8. sweets




9. water



10. salt



3 CAT, CATS (Singular & Plural Nouns)



We add an **s** to the noun to show there are more than one.




cat



cats



doll



dolls



cup



cups



doctor





doctors





EXERCISE


Silly Sheep and Slippery Snake are on a treasure hunt. **Can you help them by putting an 's' when there are more than one thing?**


1.  cup


2.  apple


3.  kite


4.  sock


5.  car


6.  bird

7.  tree

8.  boy


9.  doctor

10.  cap

WINNER 


4

THIS, THAT (Demonstrative Pronouns)





EXERCISE




JACK'S FARM

Write 'This' or 'That' in the blanks.

1. **This** is Jack's farm.
2. _____ is a windmill. It is far.
3. _____ is a carrot. It is near.
4. _____ is a truck. It is far.
5. _____ is a barn. It is far.
6. _____ is a chicken coop. It is near.


5

THESE, THOSE (Demonstrative Pronouns)




These are apples.
The apples are near.

more than one apple




Those are pears.
The pears are far.


more than one pear




These are cups.



Those are roses.



These are black birds.



Those are big cars.



EXERCISE


Write **These** or **Those** in the boxes.



1. are hamsters.
(far)



2. are short pencils.
(far)



3. are long rulers.
(near)



4. are white shirts.
(far)



5. are my forks.
(near)

6

HAS, HAVE (The Verb 'To Have')

I use '**has**'
when there is
one.



I use '**have**'
when there is
more than
one.

A **girl** **has** a small net.




Four **girls** **have** a big net.

This **rabbit** **has** three carrots.




Those **boys** **have** a toy car.



EXERCISE


Draw a line from the pictures to the words

has or **have** .



has

have



Cross out the wrong word.

1. A **snail** (has/have) no legs.

2. These **rats** (has/have) long tails.

3. This **elephant** (has/have) a trunk.

4. The three **girls** (has/have) a doll house.

7 A, AN (Articles)



Use '**an**' before a word that begins with the sound 'a', 'e', 'i', 'o', 'u'.

A

all other letters

a painter



a bear



a chair



a flower



a mountain



An

a, e, i, o, u

an ant



an egg



an ice-cream



an owl



an umbrella



Read.

a puppy



a baby



a watermelon

a rattle



an orange




an eagle



an arrow

an ice-cube






EXERCISE

Write 'a' or 'an' in the blanks.

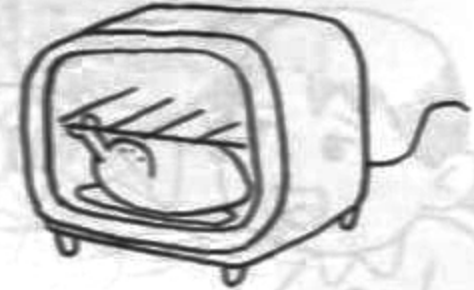
1. I have _____ cat.



2. This is _____ leaf.



3. That is _____ oven.



4. That is _____ elephant.




5. The boy has _____ orange.



6. My mother has _____ handbag.





I am big.
You are small.



I am Mei Li.



You are Mei Li.



I am a boy.
You are a girl.






EXERCISE



Circle the correct word in the boxes.



1.

I
You

 are tall.

2.

I
You

 drink orange juice.



3.

I
You

 have long ears.



4.

I
You

 have no legs.

5.

I
You

 have a ribbon.



9 HE, SHE, IT (Personal Pronouns: Subject)



Princess Lily



Prince Albert



This is Princess Lily.
She is a girl.

That is Prince Albert.
He is a boy.

This is a box.
It is small.



This is a cat.
It is sleeping.



z z z



EXERCISE

Write 'He', 'She' or 'It' in the blanks.



1. That is a bird.

_____ is flying away.

2. The soldier is riding a horse.

_____ is a black horse.

3. Princess Lily is crying.

_____ has hurt her hand.

4. Prince Alfred is playing.

_____ is playing with a golden ball.

5. The girl is running.

_____ is carrying a cat.

10 WE, THEY (Personal Pronouns: Subject)

We like pears.




They like pears.



They are girls.



We are girls.



They are happy.



We are happy.




EXERCISE



What are they saying?
Write on the lines.

We are swimming.



We

They

1. _____ are swimming.



They like sweets.

2. _____ like _____.



3. _____
_____.




They are hungry.

11 AM, IS, ARE (The Verb 'To Be')



I	am	fat.
You	are	
He	is	
She	is	
It	is	







EXERCISE

Can you guess?

Draw a line to match the words in Box A with the words in Box B.



Box A
It
I
He
It
You
She

Box B
are dirty.
is quiet.
is cold and wet.
am tall and thin.
is sad.
is busy.

12 MY, YOUR (Possessive Adjectives)



I am a princess.
This is **my** castle.

I	→	my cat
You	→	your dog.



You are a farmer.
That is **your** house.



I am a runner.
These are **my** shoes.



You are a ballerina.
Those are **your** shoes.





EXERCISE

Choose 'my' or 'your'.
Write in the blank.
Then circle the correct picture.

1.



I am
 a monkey.
 This is (my / your)

 food.

A



B



2.



You are a boy.
 That is (my / your)

 toy.

A



B



3.



I am a fisherman.
 This is (my / your)

 boat.

A



B



4.



You are an Eskimo.
 That is (my / your)

 home.

A



B




13 HIS, HER, ITS (Possessive Adjectives)

She is seven years old.
This is **her** doll.




He	→	his pen.
She	→	her bag.
It	→	its bone.

He is my grandfather.
This is **his** walking-stick.



The dog has a collar.
This is **its** collar.

The cat sleeps in **its** basket.





EXERCISE

Help them find their things.
Draw lines to match.

1.



gardener

2.



Father Christmas

3.



witch

4.



seal

(a)



broom

(b)



ball

(c)



bell

(d)



a pair of shears

Write in the blanks.

5.



He is a gardener.

This is _____ pair of shears.

6.



He is Father Christmas.

This is _____.

7.



She is a witch.

This is _____.

8.



It is a seal.

This is _____.

14 OUR, THEIR (Possessive Adjectives)

We are musicians.
These are **our**
instruments.

We
They



our bags.
their pens.

They are carpenters.
Those are **their**
tools.




These are **our**
shoes.



Those are **their**
shoes.





EXERCISE

Circle the correct word.



I am Mr. Tan.

This is my family.

We take care of health.

We play games.

We have own sports shoes.

My sons play games with friends.

My daughters also go swimming with

cousins.



15 CAN, CANNOT (Modals)



It **can** climb the tree.

They **cannot** climb the tree.

He **cannot** swim.



She **can** draw.



I **can** ride a bicycle.




EXERCISE


Put a tick (✓) for 'can'.
Put a cross (X) for 'cannot'.


Can


Cannot

1. The  crab () () jump.

2. The  chef () () cook.

3. The  shark () () bite.

4. The  bat () () fly.

5. The  man () () lift the box.

Write out the sentences.

1. _____

2. _____

3. _____


4. _____

5. _____

16 BIG, SMALL (Adjectives)

These words tell us about a thing or a person.

big




big elephant

small




small mouse
small bag

short



short ruler
short rope

fat



fat hen
fat man

thin



thin monkey
thin book

tall



tall building
tall boy

angry




angry face

happy



happy face

hot



hot day



EXERCISE

Choose the correct words.
Write in the blanks.

It is a (1)_____ day today.

The wind is blowing strongly.

The (2)_____ man pulls his
coat tightly.

He feels (3)_____.



Look at the (4)_____ monkey.

It is holding a (5)_____ bag.

There is a (6)_____ rope in
the bag.



Julie is (7)_____.


Her puppy has torn her
(8)_____ dress.



17 WHAT, WHO, HOW MANY (Question-words)



What? – to ask about things
Who? – to ask about people
How many? – to ask about things that can be counted



- (1) **Who** is that?
That is a gardener.
- (2) **Who** is that?
That is a postman.
- (3) **What** is that?
That is a wheelbarrow.
- (4) **What** is that?
That is a scooter.
- (5) **How many** tins of paint are there?
There are three tins.
- (6) **How many** flower pots are there?
There are five flower pots.




EXERCISE

**Look at the picture.
Write the question.
Give the answer.**

What

Who

How many



six sweets

Question : _____

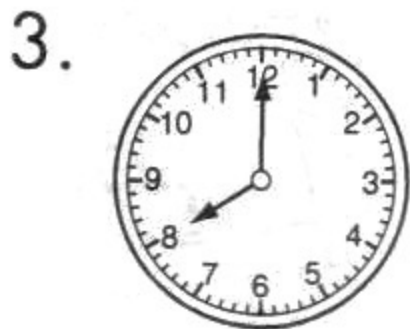
Answer : _____



mother

Question : _____

Answer : _____



clock

Question : _____

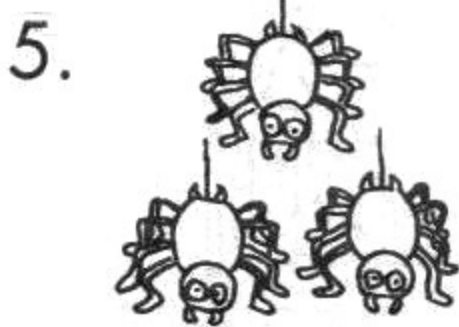
Answer : _____



magician

Question : _____

Answer : _____



three spiders

Question : _____

Answer : _____

18 ON, IN (Prepositions Of Place & Position)




Where is the ball?



On the table



In the box




On the shelves

Where are the dolls?



On the bed



In the drawer

In the doll house



**STARTING ENGLISH
BOOK 1**

ANSWERS

*** PUPILS SHOULD PULL OUT THESE
ANSWERS AND KEEP THEM SEPARATELY**

ENGLISH 1

ANSWERS

SECTION 1: LANGUAGE USAGE & GRAMMAR

1

- | | | |
|---------|------------|-----------|
| 1. hill | 2. cat | 3. church |
| 4. car | 5. painter | 6. tree |

2

Can Count

cap
eggs
shoes
cake
sweets

Cannot Count

rice
sugar
flour
water
salt

3

- | | | |
|----------|----------|-----------|
| 1. cups | 2. apple | 3. kites |
| 4. socks | 5. car | 6. birds |
| 7. tree | 8. boy | 9. doctor |
| 10. caps | | |

4

- | | | |
|---------|---------|---------|
| 2. That | 3. This | 4. That |
| 5. That | 6. This | |

5

- | | | |
|----------|----------|----------|
| 1. Those | 2. Those | 3. These |
| 4. Those | 5. These | |

6

1. A snail **has** no legs. 2. These rats **have** long tails. 3. This elephant **has** a trunk. 4. The three girls **have** a doll house.

7

- | | | |
|-------|-------|-------|
| 1. a | 2. a | 3. an |
| 4. an | 5. an | 6. a |

8

- | | | |
|--------|--------|------|
| 1. You | 2. I | 3. I |
| 4. I | 5. You | |

9

- | | | |
|-------|--------|--------|
| 1. It | 2. He | 3. She |
| 4. He | 5. She | |

10

1. They 2. We; sweets 3. We are hungry.

11

1. It is cold and wet. 2. I am tall and thin. 3. He is busy. 4. It is quiet. 5. You are dirty. 6. She is sad.

12

- | | | |
|---------|---------|-------|
| 1. my | 2. your | 3. my |
| 4. your | | |

13

1. gardener – a pair of shears 2. Father Christmas – bell 3. witch – broom 4. seal – ball 5. his 6. his bell 7. her broom 8. its ball

14

- | | | |
|----------|--------|----------|
| 1. our | 2. our | 3. their |
| 4. their | | |

15

1. The crab cannot jump. 2. The chef can cook. 3. The shark can bite. 4. The bat can fly. 5. The man can lift the box.

16

- | | | |
|----------|---------|---------|
| 1. windy | 2. thin | 3. cold |
| 4. small | 5. big | 6. long |
| 7. angry | 8. new | |

17**EXERCISE**

1. Question: How many sweets are there?

Answer: There are six sweets.

2. Question: Who is this?

Answer: This is my mother.

3. Question: What is this?

Answer: This is a clock.

4. Question: Who is this?

Answer: This is a magician.

5. Question: How many spiders are there?

Answer: There are three spiders.

18

1. bushes 2. water/pond 3. cave
 4. cage 5. leaf 6. branch
 7. stone 8. leaf

19

2. She is; She is not 3. He is; He is not 4. This is not; This is

201. No, it isn't. 2. No, she isn't. 3. Yes, it is.
4. Yes, he is. 5. No, she isn't.**SECTION 2: COMPREHENSION****1**Picture A – 3; Picture B – 5; Picture D – 4;
Picture E – 6; Picture F – 2**2**

1. X 2. ✓ 3. X
 4. ✓ 5. X

3

1. Jen-ne 2. toy 3. egg
 4. cupboard 5. Mother/The girls' mother

4

1. A 2. A 3. B
 4. B 5. B

5

1. Lisa Lee 2. Thailand 3. Jenny
 4. hot 5. six

SECTION 3: VOCABULARY**1**

1. mother 2. father 3. baby
 4. grandfather 5. grandmother 6. sister
 7. brother

2

1. table 2. chair 3. sharpener
 4. bag

3

b	r	e	a	d	k	m	q	i	b
s	v	g	x	y	b	d	f	c	u
k	n	g	c	h	i	c	k	e	n
o	t	w	a	p	p	l	e		k
a	f	u	k	g	y	t	b	c	v
r	i	c	e	m	j	g	n	r	i
p	s	r	c	o	f	f	e	e	q
v	h	q	w	t	z	y	v	a	u
a	g	s	p	c	b	u	y	m	c

4

1. eye 2. foot 3. hand
 4. wrist 5. hair

5

1. field 2. toilet 3. office
 4. canteen 5. classroom

6

1. deer 2. monkey 3. crocodile
 4. zebra 5. elephant 6. tiger

SECTION 4: WORD AND SENTENCE ORDER

1

- | | | |
|---------|-----------|----------|
| 1. ant | 2. cake | 3. dress |
| 4. mat | 5. orange | 6. rice |
| 7. tie | 8. zebra | 9. Arm |
| 10. Axe | 11. Bag | 12. Boy |
| 13. Cat | 14. Cup | 15. Ear |
| 16. Eye | | |

2

1. The tea is hot. 2. This is my skirt. 3. The cat is in the box. 4. Please cut the cake. 5. He is a thin boy.

3

1. Humpty Dumpty goes for a walk. 2. Humpty Dumpty sees a rabbit. 3. Humpty Dumpty stops for a talk. 4. Humpty Dumpty says "Hello" to it.

4

1. Ta Ann plays with his ball. 2. He finds a bird in a net. 3. He sets the bird free.

5

1. Ta Ann looks out of the window. 2. He sees some boys flying kites. 3. The boys are happy. 4. Ta Ann wants to go out.

6

2. Ta Ann is flying a kite. 3. The kite is up on a tree. 4. Ta Ann is sad. 5. A bird brings the kite down. 6. Ta Ann is happy again.

SECTION 5: COMPOSITION

1

1. I want to buy cola drinks, cakes, pies and jellies. 2. Can I buy toy cars, dolls and books? 3. I like to wear a dress and a blouse.

2

1. Fred, the hippo likes to eat. 2. It is his birthday today. He feels happy. 3. His friends give him a present. It is a big watch.

3

Food:

1. Apple crumble

Ingredients:

- | | |
|---------------------|----------------|
| 2. 150 g butter | 3. 200 g flour |
| 4. 100 g cornflakes | 5. 20 g sugar |
| 6. 5 apples | |

Method:

1. Mix the flour and butter in a bowl.
2. Add the sugar and cornflakes.
3. Cut the apples into cubes.
4. Put the apple cubes in a large bowl.
5. Add a little sugar.
6. Pour the mixture on top of the apples.
7. Bake for 30 minutes at 180°C.

4

1. It eats anything. 2. May Sim's mother has lost her ear-ring. 3. May Sim's mother looks for it in the rose bush. 4. finds her lost ear-ring. 5. It is in the roast chicken.

5

1. It is my school holidays now. 2. Next week, my parents are taking me to the seaside/beach. 3. We shall go there by car. 4. I love swimming in the sea and building sandcastles on the beach. 5. I shall write to you again when I come back.

6


(Suggested answers)

1. My best friend is a girl. 2. Her name is Amy. 3. She has beautiful eyes. 4. Amy is a slim girl. 5. I like Amy very much.



EXERCISE

There are eight animals hiding here.
Where are they?
Find them and write in the blanks.



1. In the _____

5. On the _____

2. In the _____

6. On the _____

3. In the _____

7. On the _____

4. In the _____

8. On the _____

19 IS, IS NOT (Positive & Negative Sentences)



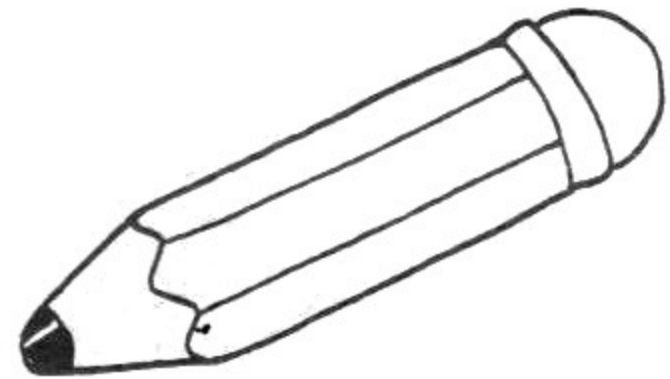
This **is** a van.
This **is not** a car.



The lion **is** a wild animal.
It **is not** a tame animal.



Jim **is** singing.
He **is not** talking.



That **is not** a pen.
That **is** a pencil.



That **is not** a toy.
That **is** a scarecrow.




The worm **is not** big.
It **is** small.




EXERCISE

Fill in the blanks correctly.




1. This is not a duck.
This is a hen.




2. _____
a thin girl.

a fat girl.



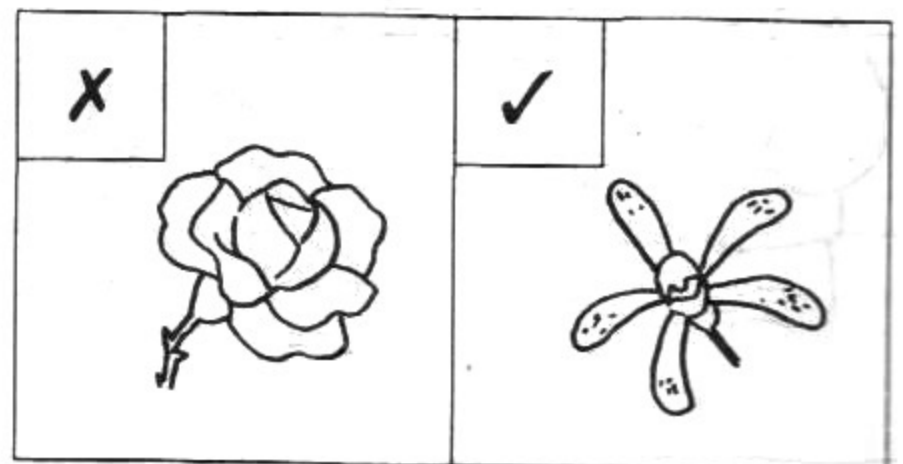
3. _____
happy.

sad.






4. _____
a rose.

an orchid.



20 YES, IT IS. / NO, IT ISN'T. (Short Answers)





EXERCISE

Look at the pictures.
Answer correctly.



1. Is it a spoon?



2. Is she Mei Li?



3. Is it a radio?



4. Is he a clown?



5. Is the girl sleeping?

SECTION 2

COMPREHENSION

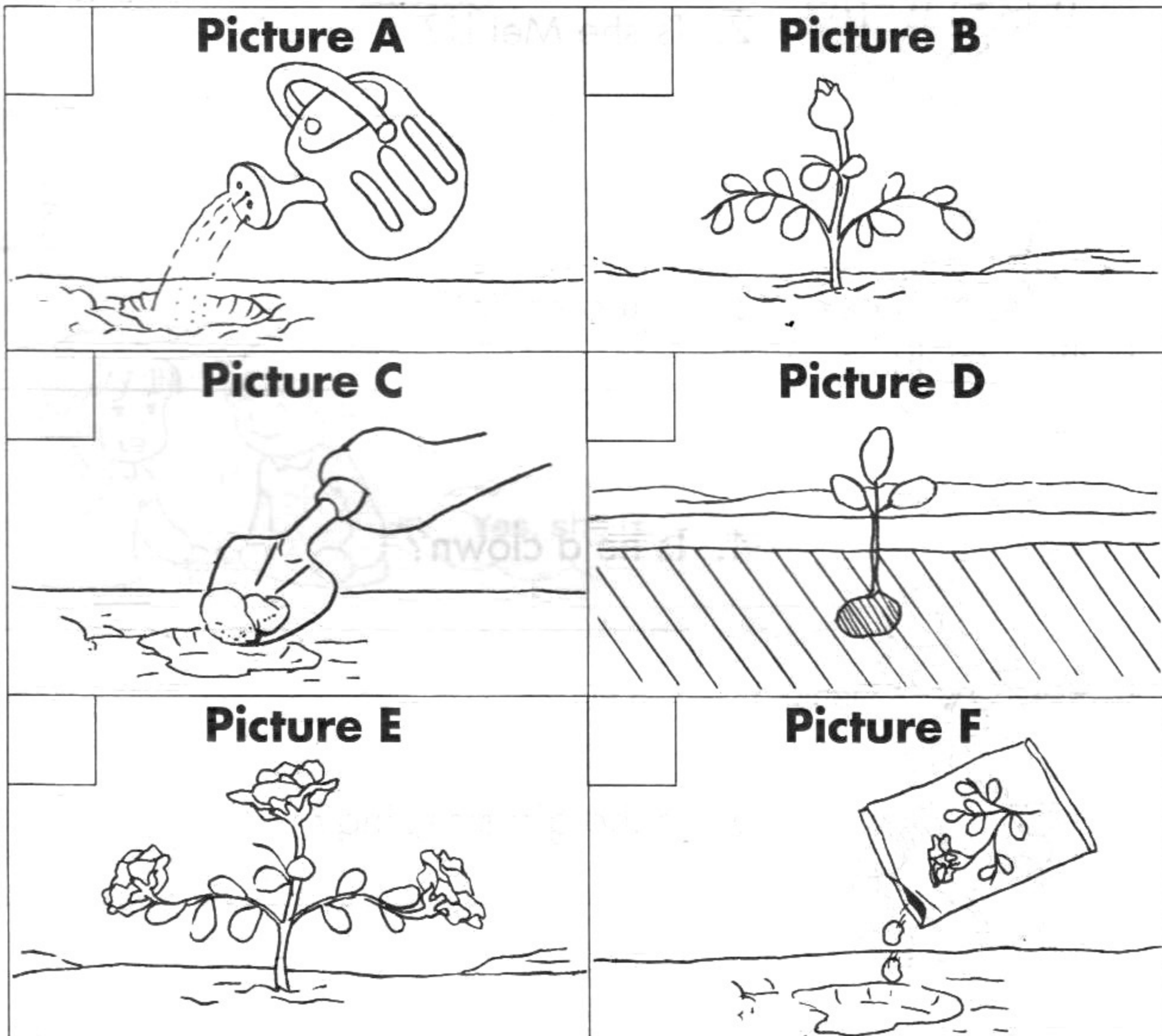
1 How To Plant

Look at the pictures.

Read the sentences on the next page.

Find the picture that matches each sentence.

Write the number in the box.





Step 1 : Dig a hole

Step 2 : Put the seeds
into the hole.

Step 3 : Water two
times a day.


Step 4 : The shoot
comes out.

Step 5 : The bud
comes out.

Step 6 : The plant has
flowers.

2 At The Pet Shop

Look at the pictures.
Read.



Put a tick in the box if it is true.

Put a cross in the box if it is false.

1.



Peter loves this white mouse.

2.



The hamster is in the pet shop.

3.




Papa holds the fish in his hand.

4.



Papa buys the hamster for Peter.



5.



The hamster is in a tank.

3 A Toy Humpty Dumpty

Look at the pictures.
Read.





**Read and answer
the questions.**

1. What is this girl's name?
Her name is _____.



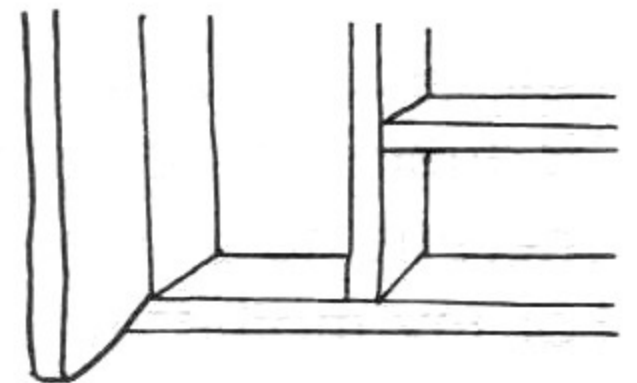
2. What is Humpty Dumpty?
He is a _____.



3. What food does Mama cook for
breakfast?
She cooks an _____.



4. Where is Humpty Dumpty?
He is in the _____.



5. Who tidies up the girls' room?
_____ tidies up
their room.



4 My Mother's Secret Eye

Read this poem.

My Mother's Secret Eye

My mother cannot see too well
When words in books are small.
But she can see very, very well
When like Spiderman I climb up
the wall.

Behind her head hides a secret eye,
Beware, it knows my naughty tricks.
This shy eye sees me eat all her cakes
That she has taken two whole days to
bake.

Her secret eye is like a spy,
I cannot be naughty, I sigh.
There is no place I can fly,
For my mother has a secret eye.



Read the sentences.

Draw a line under the best answer.

1. The poet's mother

A. cannot read small words

B. cannot see at all

2. The poet's mother

A. bakes cakes

B. eats the cakes

3. The poet eats all the cakes most probably because

A. he is shy

B. he likes them

4. '... there is no place I can fly' shows that

A. the poet wants to fly

B. the poet cannot hide from his mother

5. According to the poet,

A. his mother is a spy

B. his mother knows if he is naughty

5 A Postcard

Read this postcard.


Dear Jenny,

Today is the fourth day in Thailand. Our hotel is nice. There are fishing boats outside.

It is very hot. My father and my brother have gone swimming. They are very dark now. My mother loves shopping here. The things are cheap.

We are coming back in two days' time.

Love,
Lisa Lee



Read the questions.
Write the answers in the blanks.

1. Who sends the postcard?

_____ sends it.

2. Where is she now?

She is in _____.

3. Who is she writing to?

She is writing to _____.

4. Why does the writer's brother go swimming?

He goes swimming because it is _____.

5. For how many days is the writer on holiday?

She is on holiday for _____ days.

SECTION 3

VOCABULARY

1 Family



grandfather



grandmother



father




mother



baby



brother



sister


Who are they?

(3) _____ (1) _____

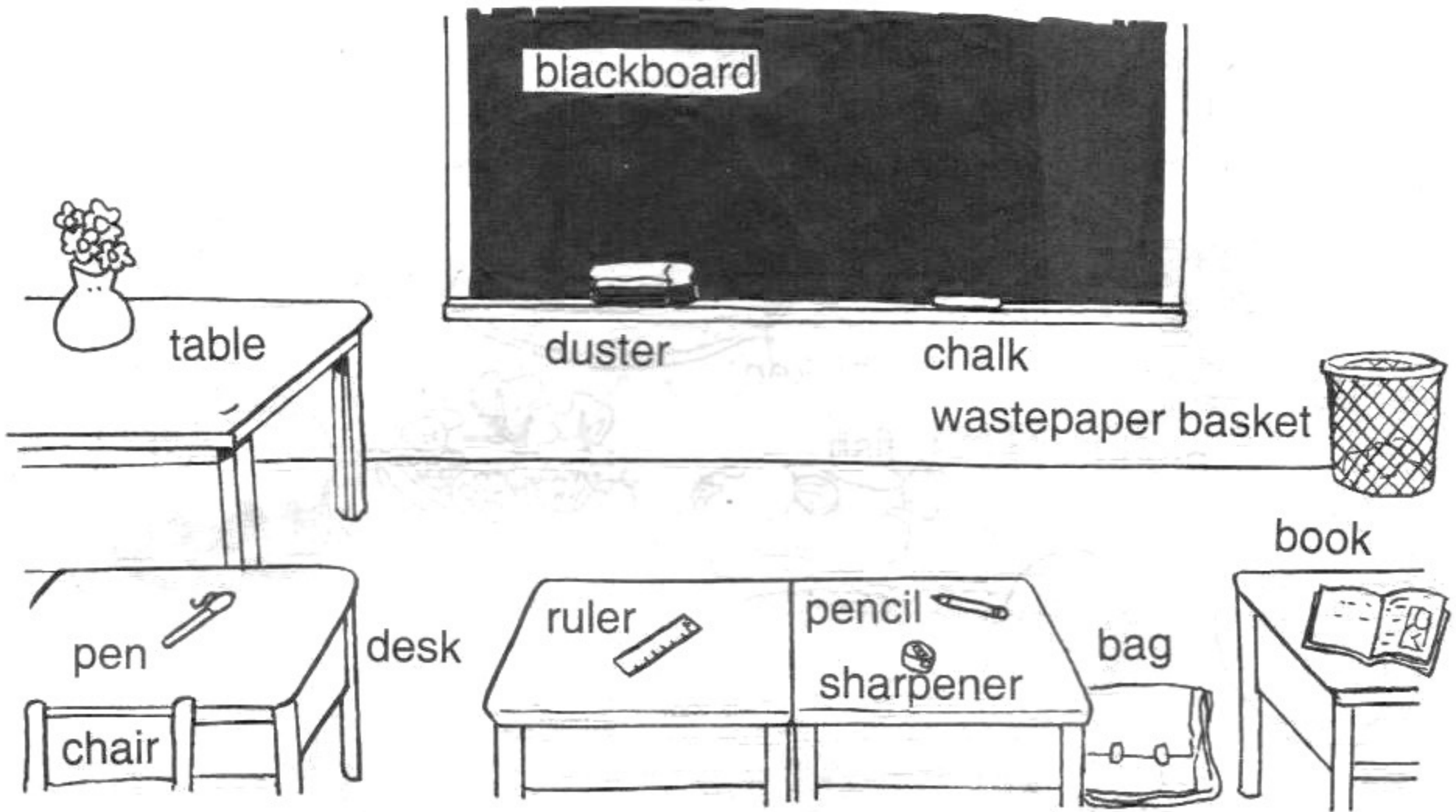
(5) _____ (2) _____

(6) _____


(7) _____ (4) _____



2 Things In The Classroom



Find the things.



stable = _____ =



c + hair = _____ =



s + harp + ener
= _____ =



garbage = _____ =



3 Food

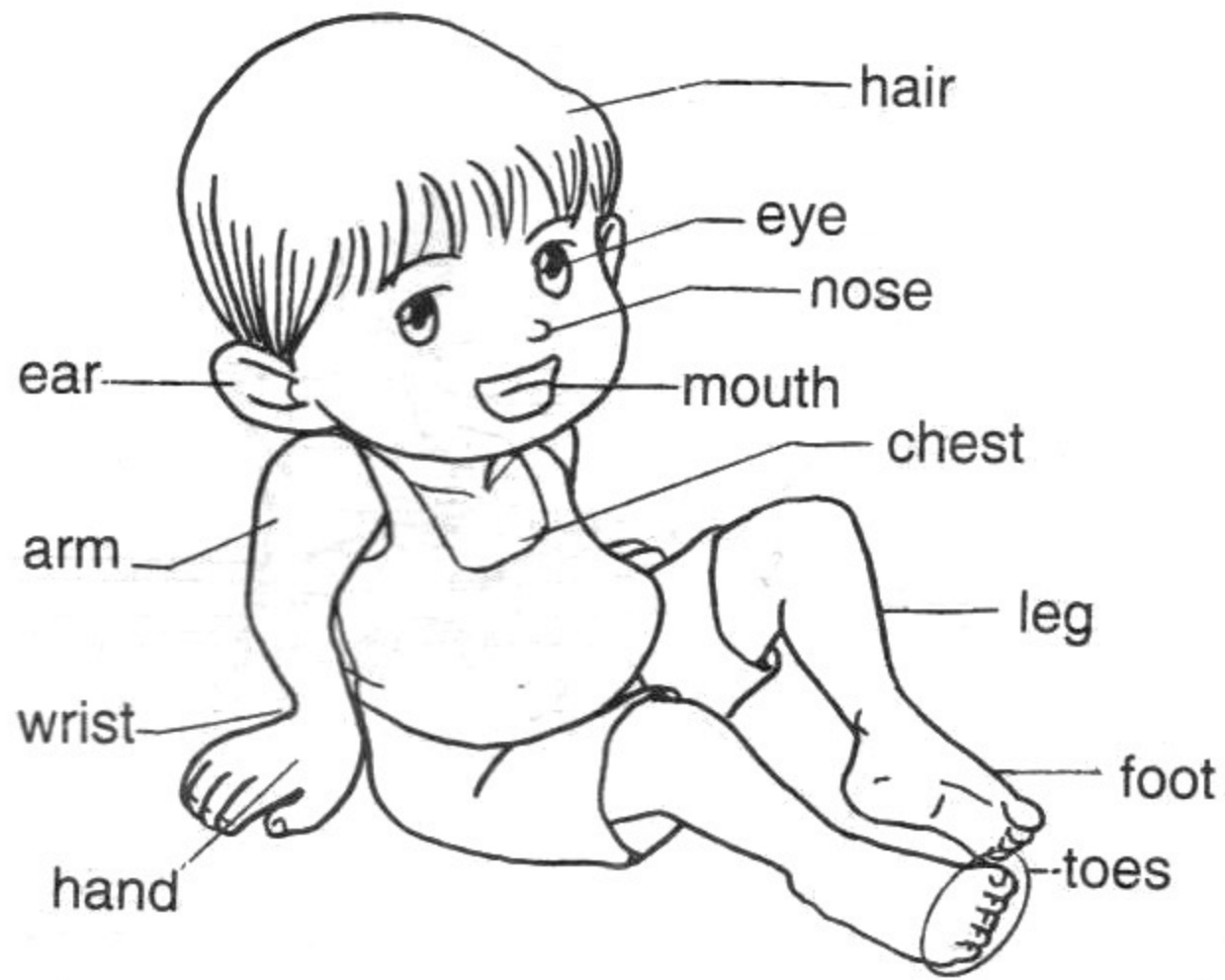


Circle 9 food items.

b	r	e	a	d	k	m	q	i	b
s	v	g	x	y	b	d	f	c	u
k	n	g	c	h	i	c	k	e	n
o	t	w	a	p	p	l	e	k	
a	f	u	k	g	y	t	b	c	v
r	i	c	e	m	j	g	n	r	i
p	s	r	c	o	f	f	e	e	q
v	h	q	w	t	z	y	v	a	u
a	g	s	p	c	b	u	t	m	c

4

Parts Of The Body



Match the objects to the correct parts of the body. Arrange the letters to form the correct word.

1.



dnha

=


2.



arhi

=

3.



yee

=

4.



siwtr

=

5.

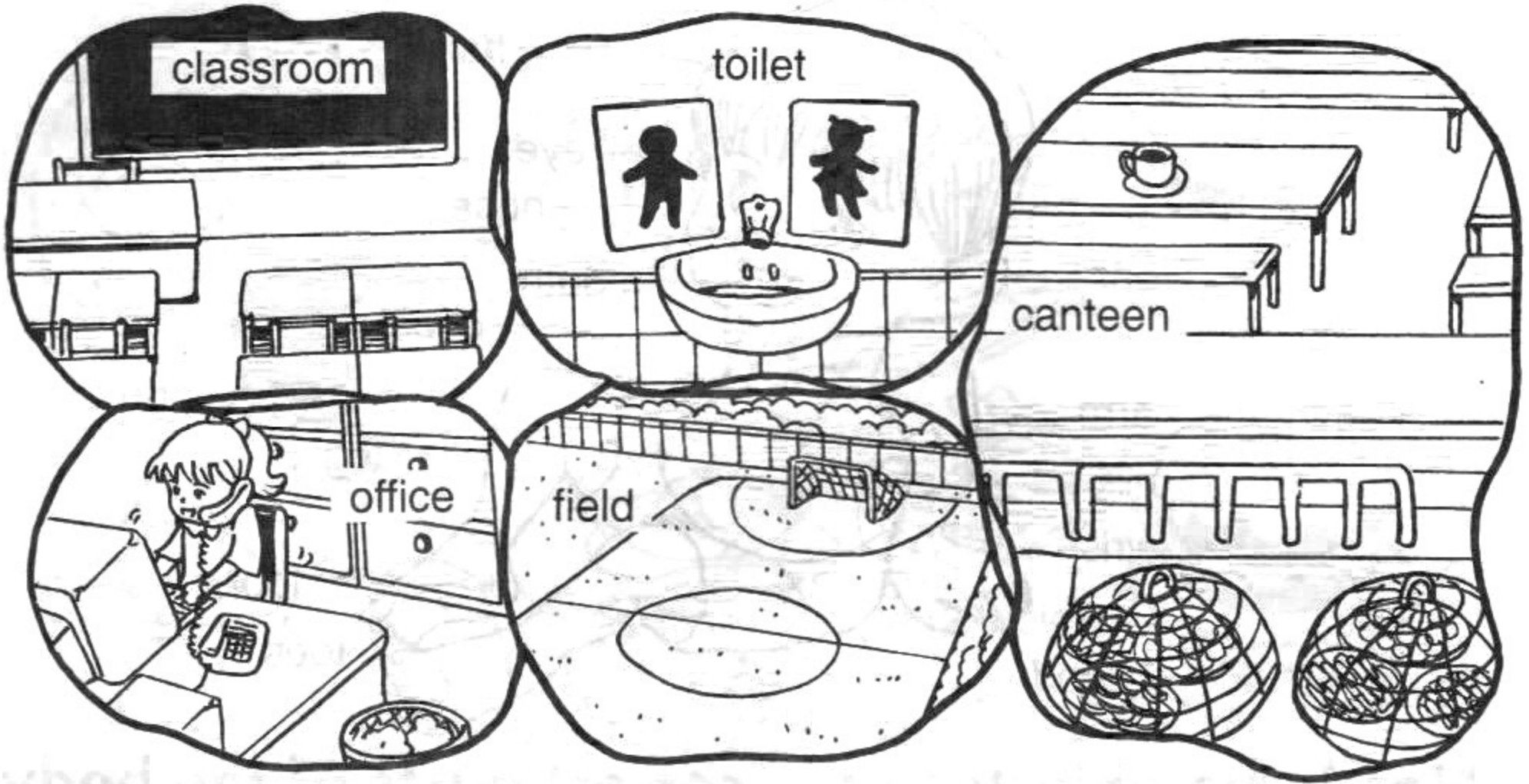


ofto

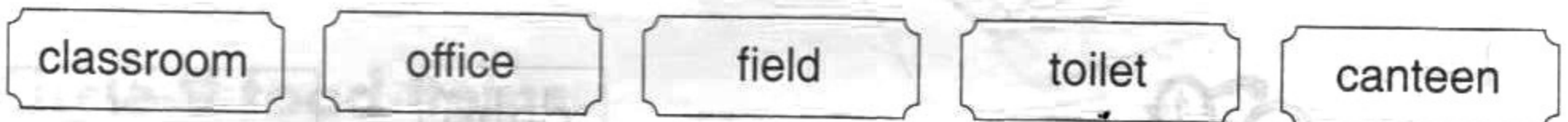
=

5

Places In The School



Write the words in the boxes.



1. We play  here.


--	--	--	--	--

2. We  our hands here.

--	--	--	--	--	--

3. The  works here.

--	--	--	--	--	--

4. We eat our  here.

--	--	--	--	--	--

5. The  teaches here.


--	--	--	--	--	--	--

6


Animals At The Zoo



tiger



elephant



crocodile



monkey



zebra



deer

Look at the parts of the body of the animals below.

Which animals have these parts of the body?

1.



___ e ___

4.



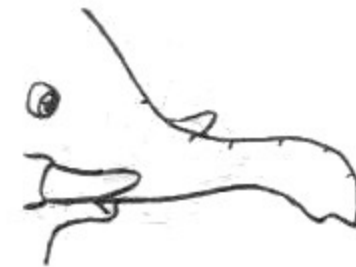
___ b ___

2.



___ n ___

5.



___ p ___ n ___

3.



___ c ___ d ___ l ___

6.



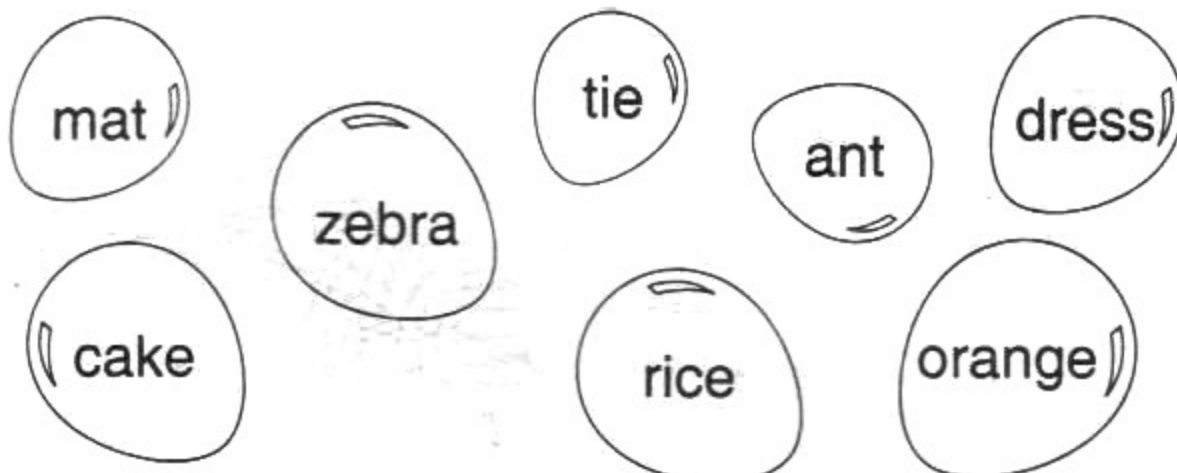
___ g ___

SECTION 4

WORD AND SENTENCE ORDER

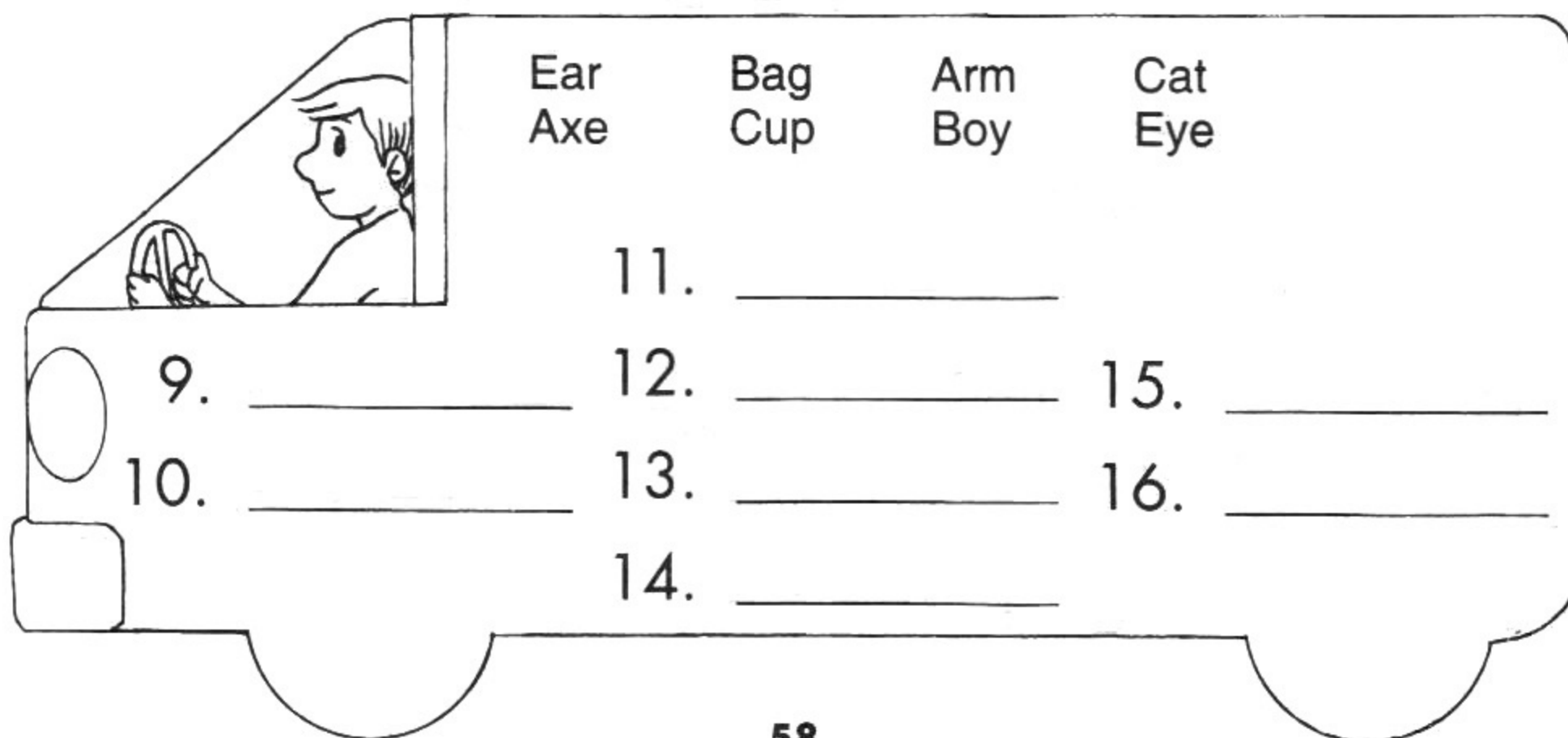
1

The words are mixed up. Arrange them in order from a to z.







- | | | |
|----------|----------|----------|
| 1. _____ | 4. _____ | 7. _____ |
| 2. _____ | 5. _____ | 8. _____ |
| 3. _____ | 6. _____ | |


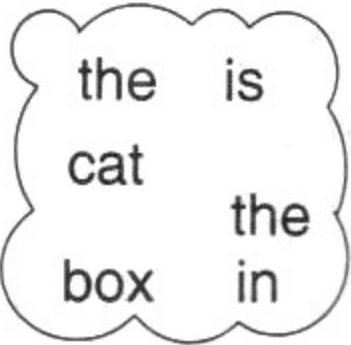
Arrange these words in order from A to Z.







The words are not in order.
 Arrange them to form complete sentences.
 Begin each sentence with a capital letter.
 End it with a full stop.

1.  

2.  

3.  

4.  

5.  

This is a rhyme about Humpty Dumpty.
The words are not in the correct order.
Arrange them in order.
End each sentence with a full stop.


HUMPTY DUMPTY AND THE RABBIT

1.



goes • Humpty Dumpty
• walk • a • for

2.




rabbit • sees • Humpty
Dumpty • a

3.



stops • a • Humpty Dumpty
• talk • for

4.



says • it • to • Humpty
Dumpty • "Hello"

The sentences are mixed up.
Find the correct sentence that fits each picture.

He sets the bird free.


He finds a bird in a net.

Ta Ann plays with his ball.


TA ANN HELPS A BIRD



1. _____



2. _____



3. _____

4. The bird is happy to be free.

The sentences are mixed up.
Arrange them to fit the pictures.

He sees some boys flying kites.

The boys are happy.

Ta Ann wants to go out.

Ta Ann looks out of the window.

1.



OUTSIDE THE WINDOW

2.



3.



4.



Here is another story about Ta Ann.
 Arrange the sentences to fit the pictures.
 There are two sentences to each picture.

The kite is up on a tree.

Ta Ann is happy again.

Ta Ann is flying a kite.

It is a windy day.

Ta Ann is sad.

A bird brings the kite down.



A BIRD HELPS TA ANN

1. It is a windy day.

2. _____

3. _____

4. _____

5. _____

6. _____

SECTION 5

COMPOSITION


1 Shopping For A Party

List A	List B		
1. I want to buy	toy cars	cola drinks	dolls
2. Can I buy	cakes	pies	a dress
3. I like to wear	jellies	books	a blouse

Match List A with List B to show what Ann is saying.


Look at the pictures to help you.

What **food** do you want to buy, Ann?




1. _____
_____ and _____

What **presents** do you want to buy?



2. _____
_____ and _____?

What do you like to **wear**?



3. _____
_____ and _____

2 Fred, The Fat Hippo

Write sentences about Fred, the fat hippo.
Use the words in the boxes to help you.

likes

1. Fred, the hippo _____
_____.

birthday, feels

2. It _____ today.
He _____.

present, watch

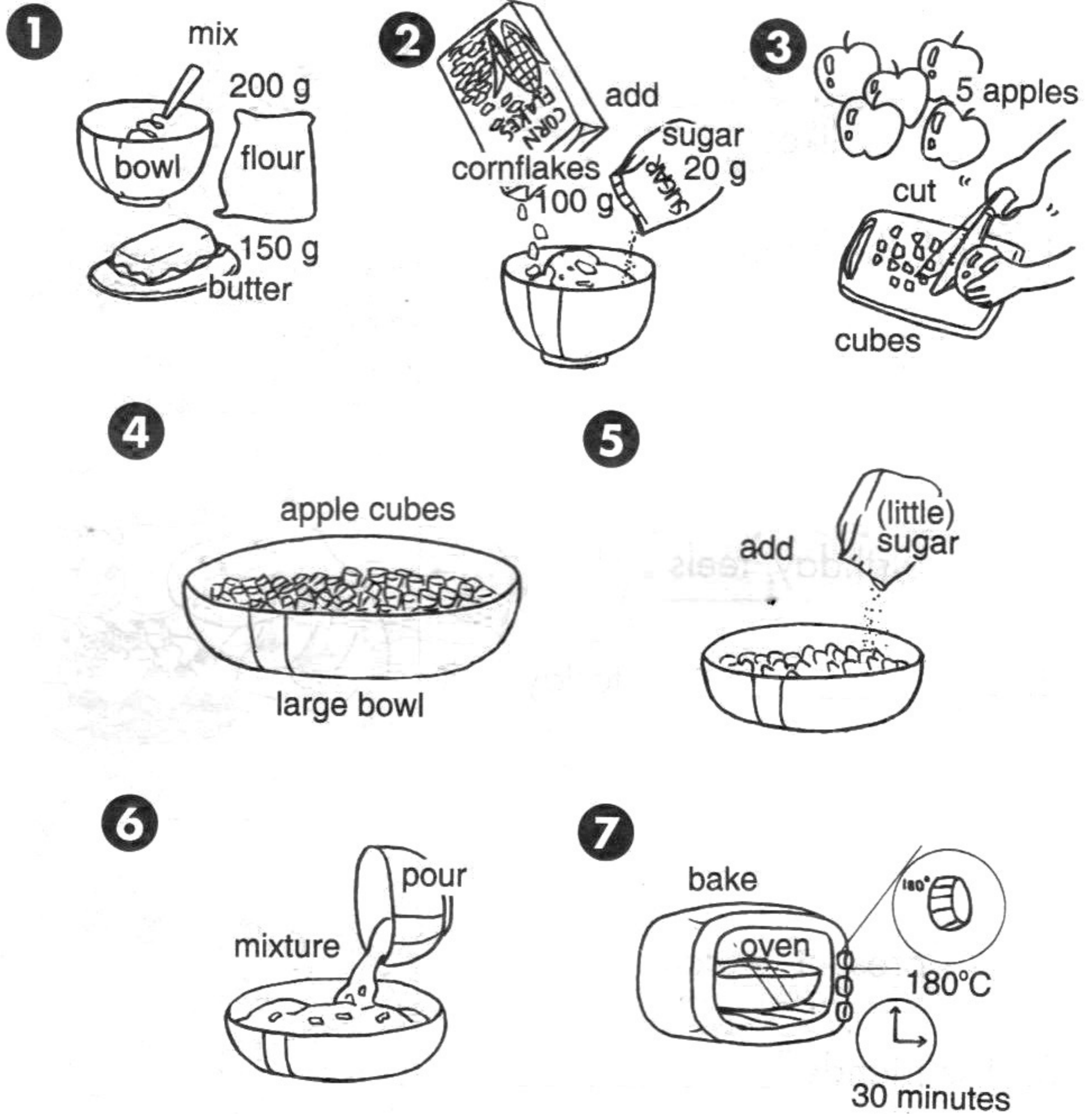
3. His friends _____

It is _____.



3 How To Make An Apple Crumble

Look at the pictures below.
Then use the words to write out the recipe.



Recipe

Food:

1. _____

Ingredients:

2. _____

3. _____

4. _____

5. _____

6. _____

Method:

1. Mix _____ in _____.

2. Add _____.

3. Cut _____.

4. Put _____.

5. Add _____.

6. Pour the _____.

7. Bake for _____ at _____.

4 A Greedy Chicken

Look at the pictures.



Complete the story.

Use the words in the brackets to help you.

May Sim has a greedy hen.

1. _____
(anything)

It loves to eat banana skins.

2. _____
(has lost)

May Sim looks for it under the flower pot. It is not there.

3. _____
(in the rose bush)

It is not there either.

4. Three weeks later, May Sim's mother _____

(finds)

5. _____
(roast chicken)

5 A Postcard

This is a postcard to your pen-friend in England. Look at the pictures. Write out the complete sentences in the lines below.

Dear Susan,

It is my  holidays now.

1. _____


Next week, my  are taking me to the



2. _____

We shall go by 


3. _____

I shall  to you again when I come back.

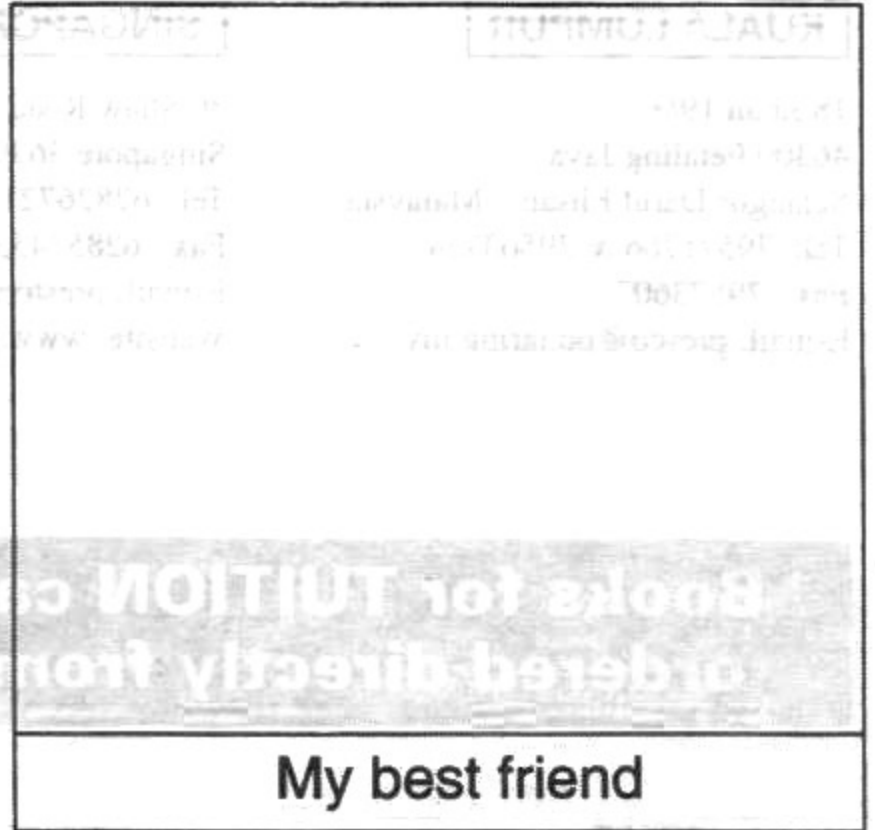
4. _____

Love,
Siew Mei

6 My Best Friend



Draw your best friend here.



Read about John's best friend.

Now, write about your best friend.

1. John's best friend is a boy.

1. _____

2. His name is Li Ming.

2. _____

3. He has big eyes.

3. _____

4. Li Ming is a tall boy.

4. _____

5. John likes Li Ming very much.

5. _____



TIMES EDUCATIONAL COMPANY

KUALA LUMPUR

18 Jalan 19/3
46300 Petaling Jaya
Selangor Darul Ehsan Malaysia
Tel: 79571766 & 79563734
Fax: 79573607
E-mail: presco@po.jaring.my

SINGAPORE

30 Shaw Road #05-01
Singapore 367957
Tel: 62826721 & 62826875
Fax: 62853453
E-mail: preston1@singnet.com.sg
Website: www.preston.com.sg

HONG KONG

Rm. 911, 9/F, Block B
Mai Hing Industrial Building,
16-18 Hing Yip Street, Kwun Tong
Kowloon Hong Kong
Tel: 25632492 Fax: 25655803
E-mail: timebook2010@yahoo.com.hk

**Books for TUTION can be
ordered directly from us.**

COPYRIGHT

All rights reserved. No part of this publication may be reproduced, stored in a retrieval system or transmitted in any form or by any means, electronic, mechanical, photocopying, recording or scanning, without written permission of the Publishers.

ISBN 978-983-183-408-4

Reprinted 2013

Printed by :

KHL Printing Co. Sdn Bhd
Lot 10&12, Jalan Modal 23/2,
Seksyen 23, Kawasan Miel Phase8,
40000 Shah Alam. Selangor

Best-selling titles used in schools

Starting ENGLISH

- Book 1
- Book 2



PRACTICAL ENGLISH USAGE

- Introductory A
- Introductory B
- Introductory Book
- Book 1
- Book 2
- Book 3
- Book 4

Developing READING SKILLS

- Book 1
- Book 2
- Book 3

VOCABULARY 3000-A Dictionary
for Learners of English



Starting English Book 1

TIMES
EDUCATIONAL



640-09-01



9 789831 834084